





Child Care Access

Rich County





The State of Child Care

Child Care Availability





 # of home-based child care programs	0
 # of center-based child care programs	0

Child Care Subsidy Participation

for Cache, Summit, Morgan & Rich Counties

 # of kids eligible for child care subsidies	5,433
 # of kids receiving child care subsidies	571

Child Care Needs

 Kids under 6 with all parents working	43%
 Kids under 6 potentially in need of care	97
 Total available child care spots	0
 Remaining child care spots needed	97

For **ANY** kids in need of care, there are **0** licensed child care spots in Rich County.



The Cost of Care



Infant/Toddler Care:	\$9,375
Preschool-Age Care:	\$7,779

Annual Total Cost: **\$17,154**

Median 4-Person Family Income: \$65,313

Percent of income spent on child care: **26%**



The Cost to Provide Care

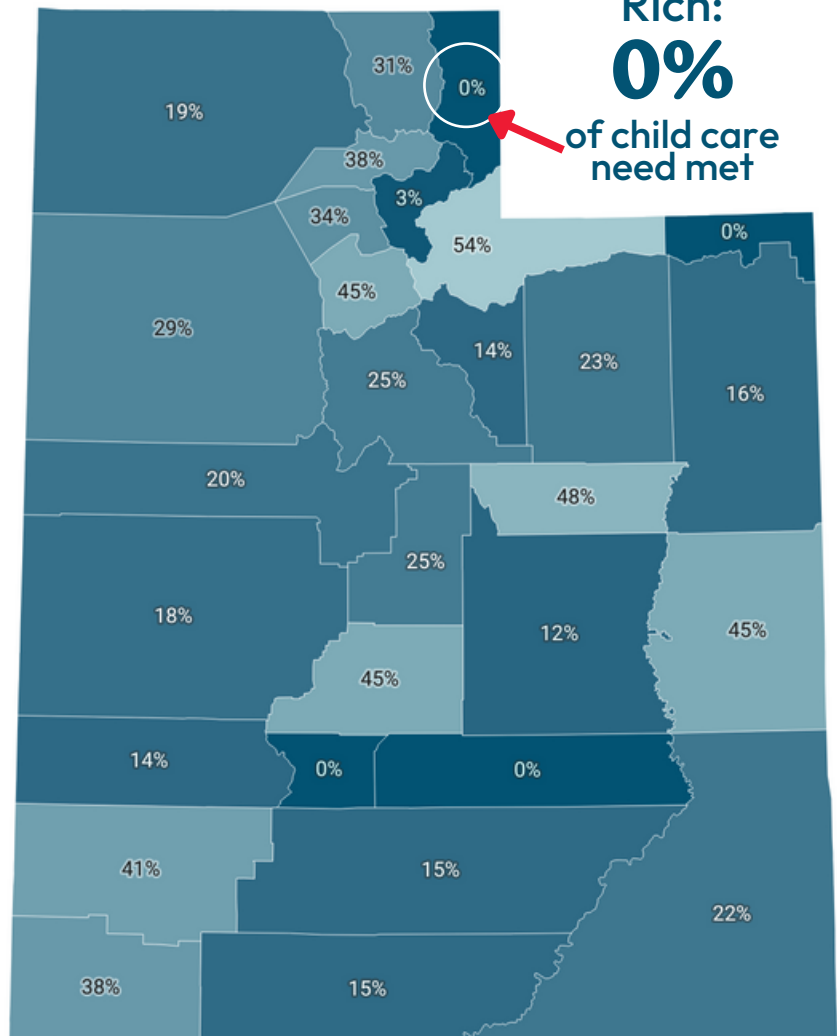
Average Provider Wage: \$12.87/hour
Average Provider Salary: \$26,770/year

On average, child
care educators
make less than
dogwalkers.



Child Care Need Fulfilled by Licensed Child Care

Percentage of licensed child care slots divided by the number of kids under 6 with all available parents in the workforce



Rich:
0%
of child care
need met

77%
of Utahns live
in a child care
desert.

**Utah's
economy loses
\$1.36 Billion
each year due to
lack of child care
access.**

84%
of parents feel
overwhelmed by
the cost of care.

Source: Number of children under 6 with all available parents in the workforce by age group and county provided by the ACS 2021 5-year estimates Table B23008. Licensed child care data provided by the Utah Office of Child Care as of August 2023 and tabulated by Voices for Utah Children. * Created with Datawrapper