


## Utah's Poverty Data at a Glance: Data from the American Community Survey

The American Community Survey (ACS) is designed to provide annually updated social, economic, and housing data for states and communities. Beginning in January of 2005, the U.S. Census Bureau expanded the ACS sample to 3 million households and it now provides users with poverty data on a yearly basis. The one year estimates are statistically sound at the state level. For county level data, three-year rolling averages are more accurate.



The 2008, a family of two adults and two children fell into the "poverty" category if their annual income was below \$21,200.

### *Percent of Utahns at 100% of Poverty, 2008*

	All Utahns	Children Under 18	Children Under 6	Children Under 5	Ages 18-24	Single Parent Families With Related Children	Non-Hispanic White Under 18	Hispanic Under 18
	10%	11%	11%	12%	18%	24%	8%	21%

In addition, 4% of all children in Utah live in extreme poverty (50% below the poverty level), 21% live at 150% of poverty and over one-third (34%) live at 200% of poverty)

### *Percent of Utahns at 100% of Poverty, 05-07*

	All	Children Under 18	Ages 18-64	Ages 65 & over	Less Than High School Graduate*	Bachelor's Degree or Higher*	
U.S	13%	18%	12%	10%	24%	4%	<i>89,805 children live in poverty in Utah</i> 
Utah	10%	11%	10%	7%	19%	4%	
Box Elder	7%	10%	6%	4%	12%	2%	
Cache	15%	12%	17%	9%	28%	5%	
Davis	6%	7%	5%	5%	14%	2%	
Iron	20%	20%	21%	7%	26%	14%	
Salt Lake	10%	12%	9%	7%	19%	4%	
Sanpete	16%	16%	18%	10%	25%	3%	
Summit	6%	6%	6%	3%	23%	3%	
Tooele	7%	8%	6%	5%	13%	4%	
Uintah	11%	12%	11%	8%	19%	2%	
Utah	13%	10%	15%	5%	14%	5%	
Wasatch	8%	13%	7%	3%	17%	2%	
Washington	8%	11%	8%	5%	10%	3%	
Weber	11%	15%	9%	6%	24%	3%	

\*Population 25 and over